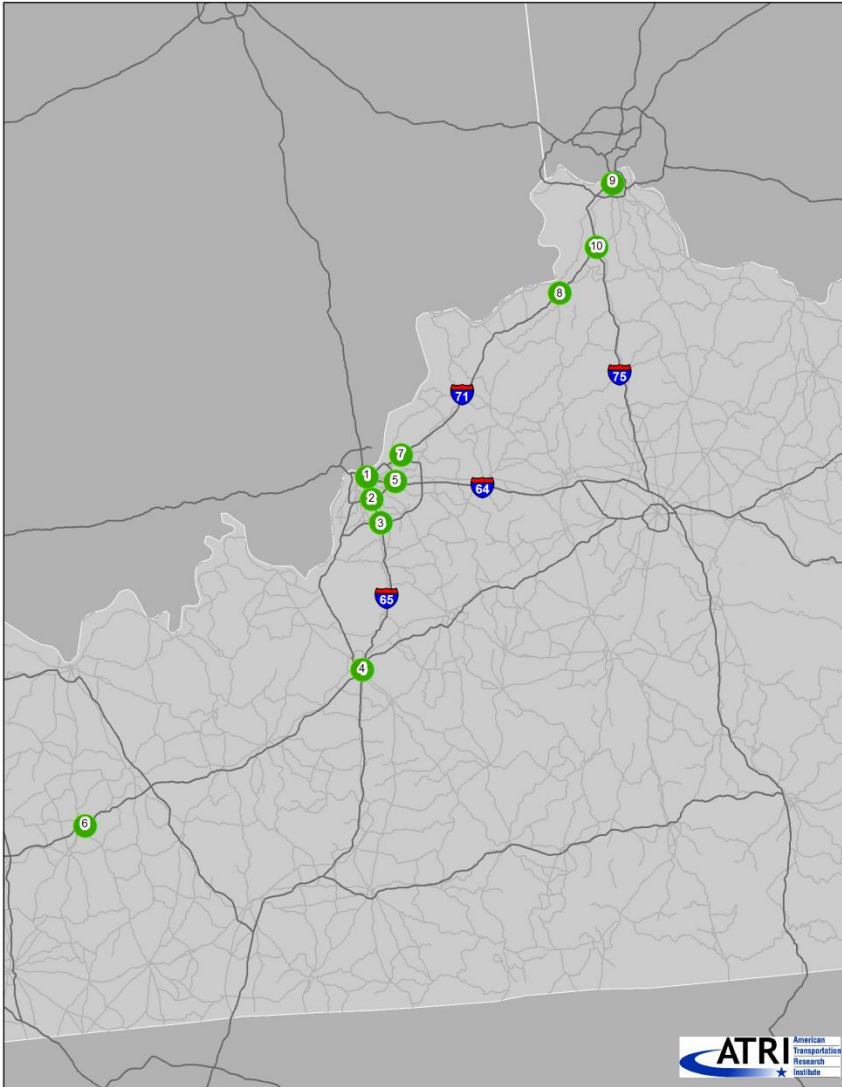
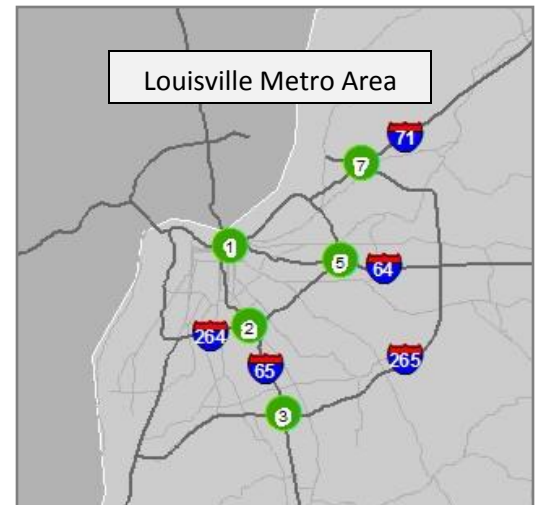



Kentucky



Rollovers by Year and Severity			
Year	Fatal	Non-Fatal	Total Rollovers
2001	12	41	53
2002	13	48	61
2003	16	60	76
2004	21	73	94
2005	21	69	90
2006	15	80	95
2007	17	71	88
2008	16	66	82
2009	13	53	66
All Years	144	561	705



 Top Rollover Locations		
ID	Location	Number of Rollovers
1	I-65, I-64, and I-71	8
2	I-65 and I-264/US 60	7
3	I-65 and I-265	6
4	I-65 and Wendell H. Ford Western Kentucky Pkwy	6
5	I-64 at I-264	5
6	US 431 and Wendell H. Ford Western Kentucky Pkwy	4
7	I-71 and I-265	4
8	I-71 between SR 3002 and US 127	4
9	I-75/I-71 between Exit 189 and Exit 191	4
10	I-71 and I-75	4