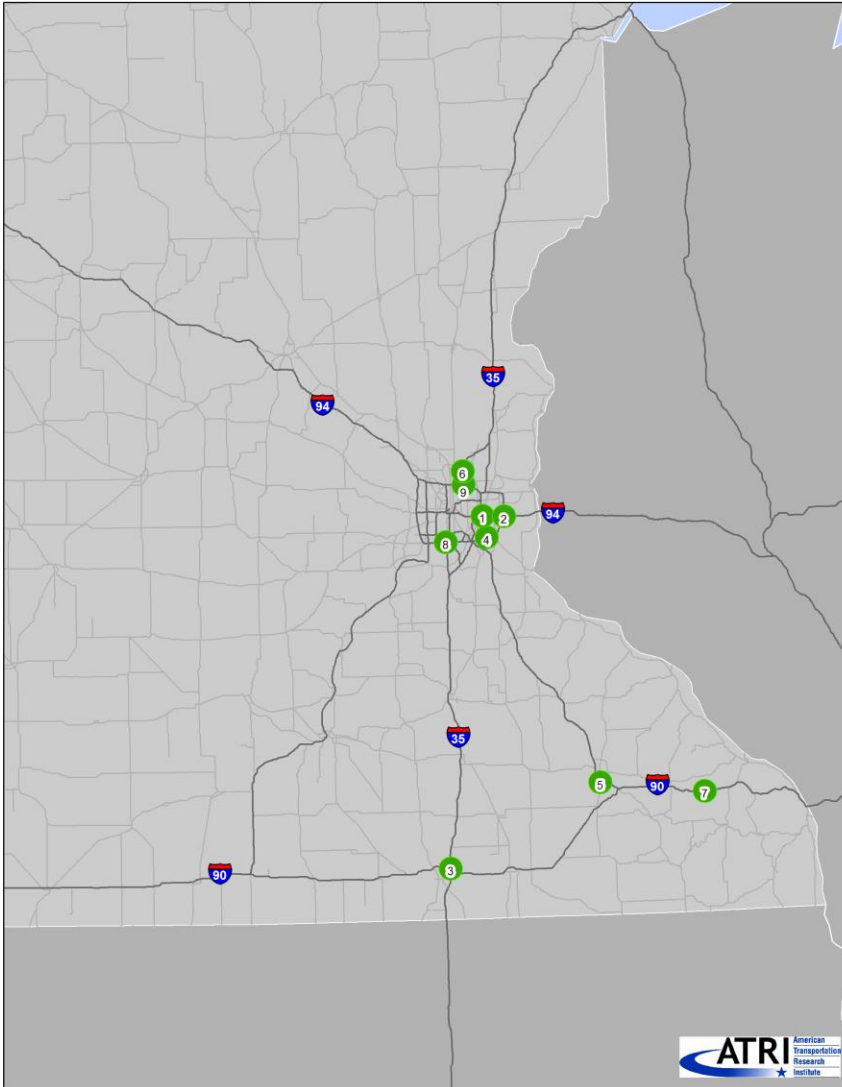
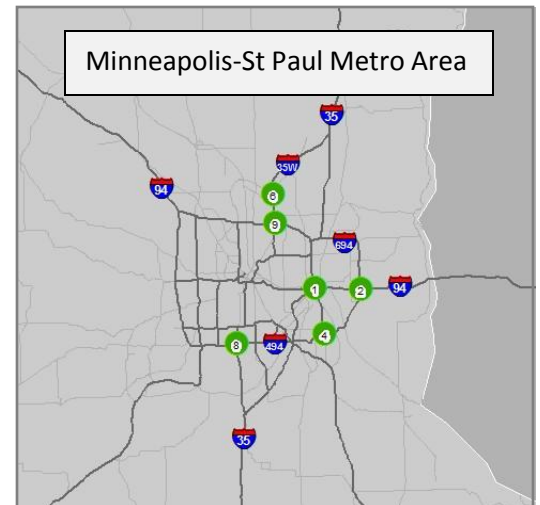



Minnesota



Rollovers by Year and Severity			
Year	Fatal	Non-Fatal	Total Rollovers
2001	6	317	323
2002	12	253	265
2003	4	224	228
2004	7	270	277
2005	6	257	263
2006	10	219	229
2007	6	211	217
2008	13	224	237
2009	5	171	176
All Years	69	2146	2215



 Top Rollover Locations		
ID	Location	Number of Rollovers
1	I-94 and US 52/Lafayette Bridge	17
2	I-94, I-494 and I-694	13
3	I-90 and I-35	12
4	I-494 and US 52	12
5	US 52 and US 63	9
6	I-35W and US 10	9
7	I-90 near Exit 242/CR 29	8
8	I-35W and I-494	8
9	I-35W and I-694	7