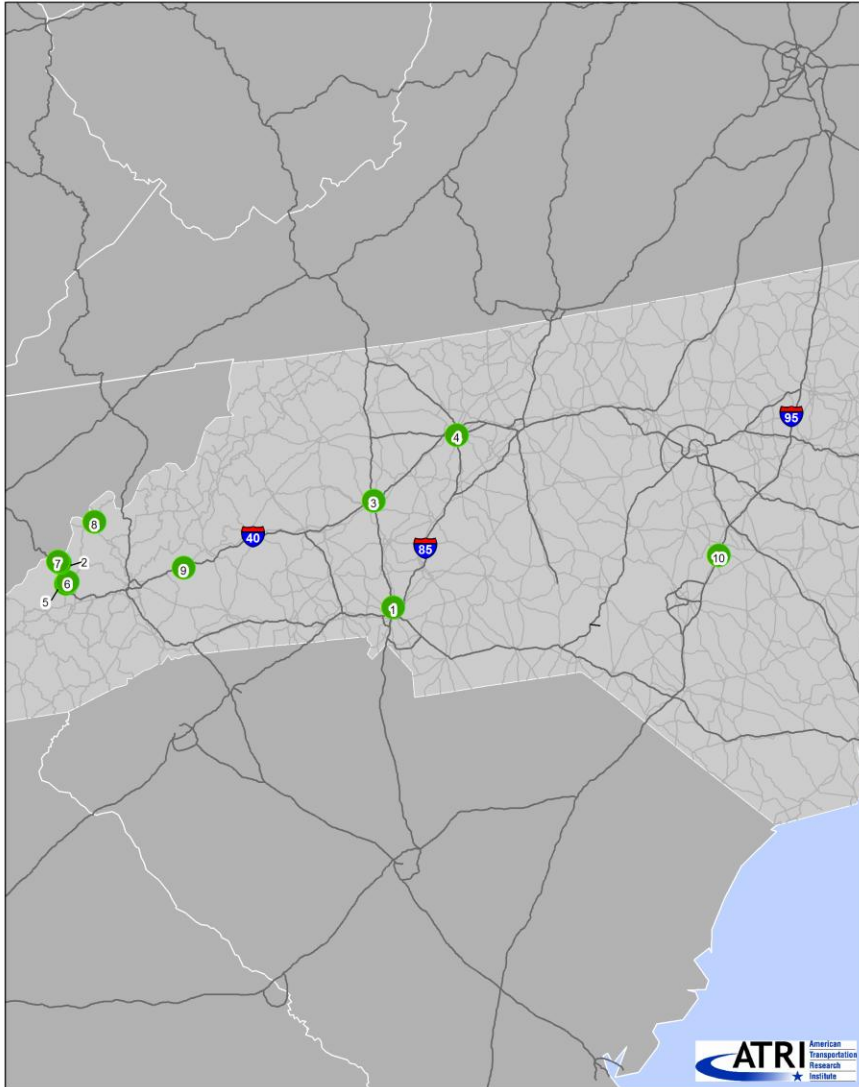
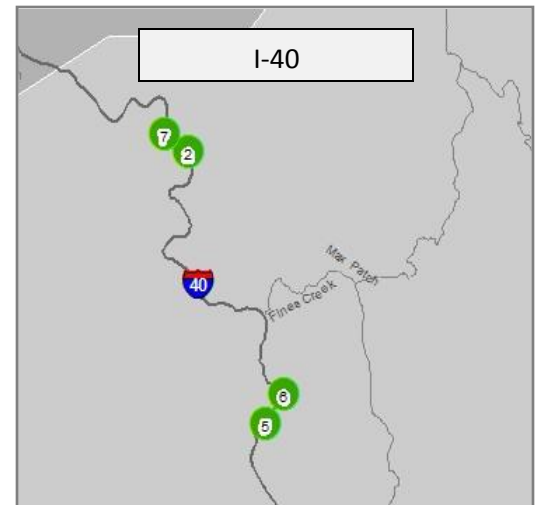



North Carolina



Rollovers by Year and Severity			
Year	Fatal	Non-Fatal	Total Rollovers
2001	3	382	385
2002	16	381	397
2003	19	425	444
2004	26	436	462
2005	18	469	487
2006	15	423	438
2007	31	385	416
2008	19	332	351
2009	10	256	266
All Years	157	3489	3646



 Top Rollover Locations		
ID	Location	Number of Rollovers
1	I-85 and I-77	18
2	I-40 near Forest Service Rd 288	15
3	I-40 and I-77	11
4	I-40 and US 52	11
5	I-40 near White Oak Rd	10
6	I-40 near White Oak Rd	10
7	I-40 near Forest Service Rd 288	10
8	US 25/US 70 near SR 208	9
9	I-40 near US 70	8
10	I-95 near Bud Hawkins Rd	8